

Newsletter

March 2009

290

Up to date news:


Want the latest and most up to date information? Don't forget the club's web site.
<http://www.ecpowellflyfishers.com/> Just copy the address and insert it into your address block and you're on the way. It's filled with the latest of what's going on and when and where to go along with lots of good and timely information.

Calendar of Events

- Mar 3 Board Meeting, Marysville Public Library, 7 PM
- Mar 10 General Meeting, Lincrest School, MP Room, 7:00 PM
Program:
- Mar 17 Fly Tying, Lincrest School, MP Room, 7:30 PM
- Apr 7 Board Meeting, Marysville Public Library, 7 PM
- Apr 14 General Meeting, Lincrest School, MP Room, 7:30 PM



CALIFORNIA TROUT



President's Corner

Well, you should all be sitting in front of your computer, reading this, the first E-Issue of the club's monthly newsletter. We are hoping that this format will be an improvement on several fronts, cost savings on printing being the foremost. We should also be able to provide last minute updates on any schedule changes such as meeting times or locations. The same holds true for fish outs. Not having to limit the newsletter to three or four pages gives us the opportunity to print your fishing reports as well. I'd like to encourage everyone to bring a camera when they fish and take a minute to send a quick report to Bob Long with some photos. We all like to see and hear about each other's outings. If you have any feedback on the newsletter format, contact me at jamen5@ccxn.com or 530-639-0739.

We have had sign-up sheets at the meetings a number of fish outs this year. Some months have 2 or 3 scheduled. Not all of these trips have a definite date or even month. Depending on interest we will try to do all of them. Some still need Fishmeisters. This is a pretty simple job on the day trips; when and where to meet, who's going, lunch, etc. Multiple day trips are a little more involved. Fortunately we have Fishmeisters for most of the big annual trips. If you are interested in attending a fish out, either sign up at the meeting or get in touch with me.

Jeff Lingenfelter

March Program

Lincoln Gray has been fly fishing for 33 years. The passion for the sport began early, with his father and brother learning the sport on the well-known Rogue River in Southern Oregon. Lincoln continues that passion; with his Stillwater Fly Fishing Adventures business that includes schools and guided trips. Lincoln lives in Chico, Ca and has fished Lake Almanor for over 17 years. He is a well-known instructor, guide and fly tier. Several of his Hex designs were featured in the Summer 2008 issue of Fly Tyer Magazine. Lincoln also works as a manager for Sierra Stream & Mountain, a company that includes Sierra Stream Fly Shop, Tie-Fast Tools and Jay Fair Eagle Fly Fishing.



Lincoln's presentations will cover equipment (rods, reels, lines, leaders, boats and flies) and stillwater strategies/tactics (fish location, fish zones).

2009 Dues

Dues are now due for 2009. The cost is \$25 for a single membership and \$30 for a family. Doug Fujii will have membership forms at the general meeting. Please be sure to put your email address in the space provided. If you can't make the meeting you can mail a check to the following:

E.C. Powell Fly Fishers
P.O. Box 1135
Yuba City, CA, 95992

Please include your name, address, phone number, and email address.

"A Secret for Hard Fished Waters"

by Mike Mercer

With today's burgeoning ranks of new fly fishermen, the amount of pressure on well-known, quality trout water has increased, in some cases significantly. This means fish are seeing more flies. Often, the same patterns over and over. This can lead to a "negative conditioning response," or a situation where the fish start to ignore, or shy away from flies they see too much of, or have been hooked on too many times. These trout get the deserved reputation as being "tough", or highly selective. A prime

example of this would be the fish in and around Hat Creek Powerhouse II. It's not unusual to see 8 or 10 anglers fish for hours for only 4 to 5 fish. That's tough!

There is a solution for fish like this. Showing them a new and different pattern will often result in a hook-up. Particularly, showing these fish a tiny nymph can be like magic. Many has been the time I've turned a miserable day into a great one by switching from a #14 nymph down to a #18 or #20. Pounded fish just seem to respond better to small stuff. Don't be afraid to tie a little flash into that micro-pattern either. I'm a big believer in flashbacks, pearlescent ribbing and tiny beads.

Anyway, remember those tiny nymphs on your next foray to a hard-hit fishery. I think you'll see a significant upswing in your "grab" ratio!

Baum Lake

The Baum Lake fish out Jan. 29/30 ended up with 6 people going which included Dennis, Bob, Clyde, John, Pete and friend Bill. The four of us fished Thursday and found it very windy but warm and fishing slow. On Friday six of us fished very cold early but warmed up fast during the day but with no wind. Clyde and John hooked and lost a couple; Dennis landed a couple and lost a couple more. The food was good and we all had a great time. Pete Gilb

JOHNSON'S BAIT, TACKLE, & FLY SHOP

298 GARDEN HWY. YUBA CITY 530-674-1912

SEMINAR

SATURDAY MARCH 14 @ 9 AM

RICK BISHOP OF 3 RIVERS GUIDE SERVICE WILL TEACH ON STRIPER & STURGEON FISHING. IF SOMEONE CATCHES A STURGEON RICK WILL SHOW YOU HOW TO FILET IT.

FREE LUNCH @ NOON

AFTER LUNCH **SCOTT FEIST** OF FEISTY FISHING GUIDE SERVICE WILL SPEAK ON FLY FISHING FOR STRIPERS.

ALSO **RON SPERONI** OF RONS GUIDE SERVICE WILL GIVE A FEW SECRETS ON FLY FISHING FOR TROUT & STEELHEAD ON THE YUBA RIVER. RON WILL ALSO SPEAK AT EC POWELL'S APRIL MEETING, DON'T MISS IT!

WE'LL HAVE OUR CASTING POND SO YOU CAN TRY OUT SOME OF OUR NEW FLY RODS AND WE'LL HAVE INSTRUCTORS FOR THOSE WHO WISH TO LEARN.

LAST, BOB BOUCKE WILL DISCUSS SHORE FISHING IDEAS AND SECRET SPOTS! HA!

RAIN OR SHINE BE READY TO HAVE A GOOD TIME. AND LEARN FROM THE PROS - IT'S ALL FREE!

BOOK A TRIP WITH ANY OF THESE GUIDES AT THE SHOW AND JOHNSON'S WILL GIVE YOU A 25 DOLLARS GIFT CARD GOOD FOR BAIT & TACKLE (SORRY NO LICENSES).

SALE PRICES ON SELECTED CONVENTIONAL COMBOS AND FLY COMBOS.

2009 Proposed Fish Outs

<u>Date</u>	<u>Location</u>	<u>Fishmeister</u>	<u>Phone</u>
March 28	McCumber	John O'Shea	673-4014
March __	Sac River Stripers	Tony Buzolich	790-7180
April 4	Pyramid Lake	Brandon Trehal	775-852-6951

April	11	UCD – Yuba River	Jeff Lingenfelter	639-0739
May	—	Fuller Lake	John O’Shea	673-4014
May	—	Green River, Utah	Pete Gilb	671-3982
May	—	Local Shad	??	
June	17-21	Hereford Ranch	Ed Weatherly ?	755-0864
June	—	Caribou	??	
June	6	North Fork Yuba	Jeff Lingenfelter	639-0739
July	6-12	Upper Klamath Lake	Larry Ingram	673-4965
August	—			
Sept	—	Klamath/Trinity River	Bob Long	916-362-5593
Oct	25-Nov 1	Eagle Lake	Bob Harik	671-7805
Nov	—	Delta Stripers	??	
Nov	29-Dec 5	Trinity River Steelhead	Larry Ingram	673-4965

Bob Harik has made most of the reservations and arrangements for the Eagle Lake fishout in October. He asks if there is anyone planning to go who would be able to be the fishmeister as he may not be able to attend. Please let him know if you can help.

Let’s go to Pyramid Lake!



Each Winter I get the urge to fish Pyramid. It is loaded with huge Cutthroat that are often eager for a fly. I start in January and finish up near the end of April. I avoid the President’s Day weekends as there is a big tournament during those days. The month of April is spawning time and so we fish it differently than December thru late March. I’ll keep this article to the earlier times.

The best way to start our trip is to see road info and Cal Tran’s camera. (I like to use the camera at the truck weigh station past Truckee. You can see it from the web site below.) With normal traffic around Reno the trip will take about 3 hrs.

http://www.dot.ca.gov/dist2/cctv/traffic_cams.shtml

The next step is one of the most important. The temperature is not as much of an issue as **the wind**. I like to use: <http://www.google.com/search?hl=en&client=ig&q=weather+sutcliffe>

Or:



Each is very up to date on weather information.

So check out Truckee, Reno and Sutcliffe for a good outlook on your trip.

The next step is packing your bags. You need to have a change of clothing, and I mean everything, just in case you fall in. With cold water temperature and outside air and wind chill you will need to change to warm up again. You might also need to drive to the casino to warm up. And, bring many layers of gear so you can go from below freezing to an afternoon in short sleeves and dark glasses.



One thing before I list gear: be careful of the sand. If you have four wheel drive, no problem. With two wheel drive make sure you stay on the hard packed sand, which you will be able to see. The cost is \$150.00 to be pulled out. By the way, there NO outside towing service allowed. You pay an on-site man who has a 1976 Chevy truck with a big wench. Cash only. (You can take your credit card to the marina where they will give you cash for the tow truck diver, who has lived on the reservation for over 70 years. What a great guy!)

Now for your gear:

The **first thing is flies**; can you say woolly bugger, and I mean all sizes and colors, but most of the time black is best. I have fished with large and small sizes. Sometimes I change color and size to see if it will make a difference. (See the attached drawing). Fly rods in the 6+ weight series are best and shooting heads or full sinking lines are a must.

Second is leaders; no tapered leaders needed, just a short leader of 8 to 12 lb mono. A hint; if you use a sinking line use non-weighted flies, or if you use an intermediate line use a weighted fly. Try mixing these to see what depth the fish are. All of the beetles are foam so they will float up as you strip in. This can be a clue to adjust the depth in which you're fishing. Change your retrieve speed and length to see what works. Your five through nine weight will work just fine. I have found that when the wind picks up going to a heavy rod helps the line cut through the wind.



Third; you will need something to stand on. It helps you to stay warmer and cast farther. Just a short step ladder will work. You will be in about two to three feet of water from where you cast out into deeper water. Let the line sink and start your retrieve. Not too far from where you will be standing there is a shelf of sand which you will feel your line cutting through. Sometimes it will feel like a fish; but no luck. What helps with this is to keep count where your line is so you know it's the shelf and not a fish.

Where to fish? My favorite spot is what they call "north of the nets". Go to the

Crosby Lodge web site, <http://www.crosbylodge.com/> or to the attached maop and you will find some great information. Oh, and by the way, the lodge serves a great lunch; get out of the cold and have a warm meal. Nothing better! I have talked to a couple of guides and there are two schools of thought on where to fish. One, if none are being caught, move to another location. Or, two, stay put and let the fish come to you. They both agree fish are always on the move to find food.

Pyramid Lake is a wonderful place and an adventure to fish. I hope this will encourage you give it a try. Please feel free to call me and I will help you anyway I can. I try to go to Pyramid several times a month.

Pyramid Flies:

If you're going to Pyramid with the club you will need a good selection of the right flies. The ever famous woolly bugger is the mainstay for the lake. The color is what matters most. The best colors are: light green with some crystal flash in the tail, black with purple and purple with black. Some like to tie in some red yarn for a tail on the black ones.

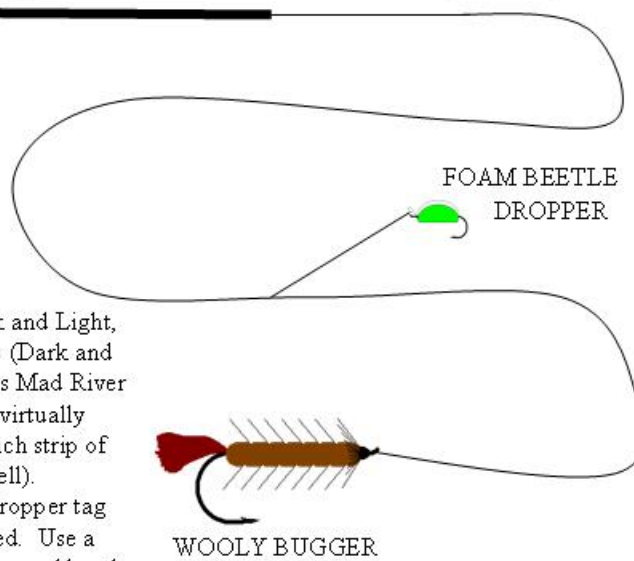
Additionally, because you will most likely be fishing two flies, a small beetle tied of crystal chenille covered with white, tan or black foam works very well as the dropper fly.

Each of the flies is easy to tie or you can get them at The Fly Shop in Reno or at any of the stores around the lake.



SHOOTING HEAD

6-7' LEADER (10-8lb)



Carry a load of wooly buggers (Dark and Light, Sizes 2-6) and tie some foam beetles (Dark and Light, sizes 8-6 on the same hooks as Mad River Ingram Shrimp). These are dressed virtually identically to the Shrimp with a ¼ inch strip of foam instead of the Krystal Flash shell). Typically, the beetle is tied in on a dropper tag where the 10 and 8lb leader are joined. Use a combination of dark and light (bugger and beetle or two buggers). I have also had success on mylar minnows in this configuration. Also try large nymphs (Bird's Nest, or Beadhead Prince Nymphs, etc.) suspended under an indicator on floating WF lines. Always use a dropper!

PYRAMID LAKE

① SOUTH NETS ★★★★★

Probably the most consistently productive location for shore anglers, making it the most popular (and therefore most crowded) fishing spot on the lake. It is extremely shallow and sandy. Watch the other fishermen before you put in. If they're not catching fish, start somewhere else.

② NORTH NETS ★★★

Not as crowded as the South Nets, the closer you fish to the nets, the more fish you will likely catch.

③ PELICAN POINT ★★★★★ 1/2

Marked tons of fish here this week! Fishing can be hit or miss, though. Many fish suspended at 15 feet. This may warrant a try with an intermediate line.

④ WARRIOR POINT ★★ 1/2

Maybe worth a try if desperation sets in. Also, try fishing near the creek inlet at the Ranch North of here.

⑤ BLOCKHOUSE ★★★

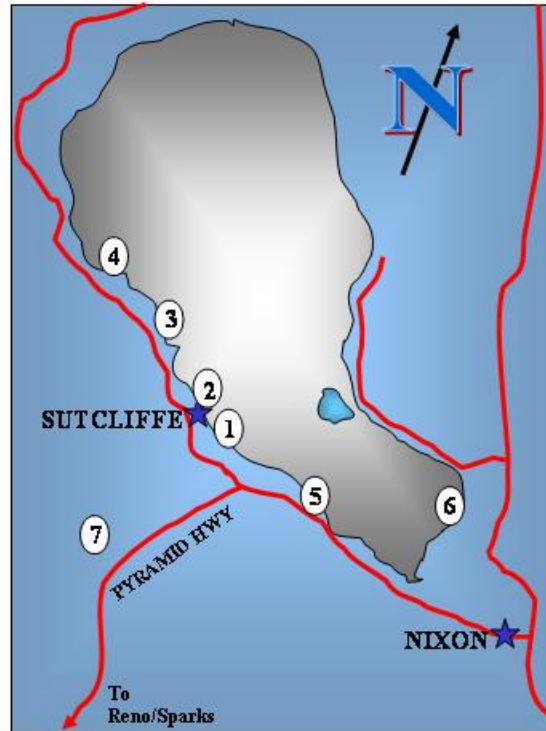
A productive beach year-round. Wino Beach, Popcorn Beach, and The Tamaracks can also be good. If you don't catch fish, move.

⑥ DAGO BAY ★★★★★

I love this place, but driving can be treacherous. Don't be afraid to park and walk once the road gets sandy. It's proximity to the river appeals to me as fish try to spawn.

⑦ PYRAMID LAKE STORE

Get your permits, gear, and coffee here. Easy on, easy off, and never closed due to tribal politics.



Big Browns Are Where You Find Them, or Not!

I really began to get interested in Reservoir F in Modoc County a couple of years ago. Until then I'd maybe fished it once a season or maybe I'd go a year or two before I got around to it again. It's a bit unique for the area in that it holds browns, bows and bass with the browns being planted as fingerlings as are most of the rainbows. The bass were planted years ago and continue to exist along with a mixture of crappie, green sunfish and tui chubs.

Reservoir F is similar to all the other impoundments located in the area in that it's shallow, quite weedy and is an absolute food factory so far aquatic insects are concerned. However, the aquatic growth seems to grow in patches – large though they may be. The lake runs north/south and is at least a mile and half if not two miles long but relatively narrow, perhaps four or five hundred yards when the tide is in. It's surrounded by timber (second-growth) right down to the high water mark and the west shore slopes very gradually. The prevailing wind is either north or south and it can go to whitecaps in a heart beat so always try to stay upwind of where you're going to take out unless you've got a calm day.



The whole shoreline can be wade fished and I've had some absolutely stellar times on the east shore, some even dry shod – that's the good news. The bad news is that bottom comes in just a few flavors: thick slippery gumbo, slippery gumbo over lava rocks and lava rocks. Wear studded boots if you have them and carry a staff for balance. On the up side, I don't remember ever having to wade in over knee deep. I do vividly remember, however, of standing up from my pontoon boat in ankle-deep water about

two feet from shore and then gracefully (or not) taking water in over the top of my waders and, well, there's that, whatever.



All that aside, local rumors of trollers taking browns over 5 pounds finally got my attention so I decided that where there's that much smoke there's got to be at least a little fire. Accordingly, I set out last spring to learn more about the lake like I should have done years ago. In the process I managed to drag such erstwhile fly fishing companions as Larry Ingram, Mike Ream and John O'Shea up on various trips with me. We always caught fish and even had some fair days with a mixture browns and bows, but nothing to write home about. I also made a couple of trips by myself where I spent most of my time just rowing around observing and in the process managed to cover most of the

lake. The net result of which was that I came up with several different areas to try in the fall when the water cooled off.

It was the latter part of October before I got a break in the weather patterns (no wind) and got back to "F" for three days but it turned out well worth the wait. The first thing that I noticed when I got my

pontoon boat in the water was that everywhere weeds were showing at the surface, fish were working in the area. These were not the splashy rises associated with say, damsels, but the subtle takes just below the surface which usually indicates emergers and in this instance, they were apparently on midges. It was not unusual to see a dorsal fin moving slowly across the surface for 4 or 5 feet. The other thing that caught my attention was that some of these fins were really big!



OK, I'll cut to the chase! I had 3 ½ days of outstanding fishing and caught a number of browns in the 17 to 20-inch class size and even more bows in the 18 to 22 inch category.

The kicker was the 8 or 10 bows I hooked in the 23 to 26-inch size. I never expected to run into fish in this size-range in this area! I did not satisfy my desire to take a large brown and to do so I believe that I need to change the way I fish for them.

I fished a 5-weight and a 3-weight, both with floating lines. My leader length was around 13 feet and tipped with 3X or 4X Superfluoro. By the second day, after having lost some of the bigger fish in the weeds, I stayed with 3X. These are not leader shy fish, folks!



My normal 'go to' fly, a #12 brown bugger, caught fish but resulted in a number of very visible refusals. What did work, however, were black AP's (18 - 14's) and black Hair's Ear (18-14's), with the AP's being the better of the two. On the second morning with the last of my AP's having been destroyed, I switched to #14 black or brown marabou buggers with the black seeming to work better in the morning and the brown in the afternoon. This pattern break stayed consistent for the balance of the trip. Somewhere between and third and a half of all the fish I had grabs from where those to which I had specifically cast. What a mind blower to see a follow and then a take from a 24-inch trout! Talk about an adrenalin rush!

In a nutshell then, lots of fish and lots of big fish, but you've got to do some homework as to where. I caught more browns than I've ever taken before but no big ones; therefore, I've got to conclude that I was fishing with wrong flies, or the wrong time, or the wrong place, or a combination of the above. Next time.....! Bob Long

It's Almost Spring Striper Time

Well, at least the weather feels like spring for the last few weeks, and if you're like me you're dying to get out of the house and go catch something besides a cold. But sadly, it is the middle of January. But, I am getting some good reports of strippers down in the bay and the delta ranging from the Napa River to Stockton, you just have to find them.

Today was just such an exploratory day. My neighbor said he and his son would like to try Montezuma Slough and wanted me to come along. Great! Any chance to get out on the water was welcome news, but Montezuma Slough is one of the few sloughs that is ALWAYS muddy and brown. But, there are fish there now. So, what do we do? How about sardines and anchovy's my friend says? Eeeeeeh Gaaaawd! Have I even considered using,,,,,,,,, dare I say the word,,,,,,,,,bait?

Well, it was their invitation, and their boat, and I'm tired of watching TV, so I succumb to their suggestion,,,,,,,,,using,,,,,,,,, bait!

We arrive at the nicely lit parking lot and prepare to launch our boat it still being quite dark. I notice just off the shadows of the ramp some bait jumping, and then more jumping, and then some really big splashes as the jumping bait is fleeing for its life. These are stripers feeding. And just a few yards from the end of the ramp! And me of all times to have NOT brought my fly rod! Geeeeeze!

Relax my friends says, we'll get some more after we anchor up,,,,,,,,,,,,,,,,,,,,,and put on some,,,,,,,,,,,,,bait.

And so we did. We motored down stream a few miles, found a nice deep spot in the channel, and preceded with doing what I haven't done for quite some time. Using casting rods we tied on our sinkers and anchovies and dropped our offerings until the lead sinkers hit bottom. Here we sit. Now what? Just sit, and wait, and wait some more until something comes swimming by and decides to eat our BAIT.

Actually, it was quite pleasant being all bundled up watching the sun rise above the mist, even with slightly numb fingers stinking of anchovies.



Soon we had our first grab of the morning and a small striper comes aboard. Not so bad, just a little slower than actively casting a fly rod. And shortly, we had another striper, and then another, and then a flounder, and more stripers as the day went on. By then end of the day we had all caught several fish. Nothing too big and nothing worth bragging about! But it was fun.

So, if in your wanderings you happen by a stream or pond, and see bait and fish jumping, just remember where you left your fly rod. Hopefully in your back seat or trunk, and not at home like mine.
TONY

Trinity Trip

On January 14th and 15th five of our club members, Larry Ingram, Jim Tanner, Mike McFarland, Tom Kerr, and I went steelheading on the Trinity River. I fished with the guys on the second day. The bite just wasn't there. The only fish I caught was a tagged Brown Trout. It was a beautiful day and we had a lot of fun fishing together. This is what a fly club is all about! Clyde Wyatt



***** CLUB OFFICERS *****

Officers:

President: Jeff Lingenfelter 639-0739
V Presidents: Tim Wright 301-4869
Pete Gilb 671-3982
Secretary: Alex Reyno 923-2294
Treasurer: Doug Fujii 790-7027

Board of Directors:

Tony Buzolich(1)* 790-7180
Clyde Wyatt 755-4250
Bob Harik (1) 671-7805
John O'Shea (1) 673-4014
Craig Renke (2) 695-1850
* Past Presidents

Committees:

Newsletter: Bob Long* 916-362-5593
Programs: Larry Ingram** 673-4965
Raffles: Denis Davis & Alex Reyno
Membership: Tim Wright & Pete Gilb
Fly Tying: Jeff Lingenfelter 639-0739
Conservation: Jim Fujii* 673-2700
and Doug Fujii 790-7027
Historian: Ed Hobbs** 673-4374
Refreshments: Fred Mowrey 671-4754
Fish Outs: Tim Wright & Pete Gilb
Librarian: Don Voigt* 674-1260
Salmon/Steelhead Education Program:
Kathy and Greg Payne*

